

MORANDO CLOSED SHINGLE TILE



Morando Closed Shingle is Ludowici's smallest interlocking tile. It has a smooth surface and thicker butt than our original Heritage Closed Shingle, but may be customized with a number of custom textures. Its clean look is suitable for a full range of architectural styles. Morando Closed Shingle tiles are available in all standard and custom matte colors, mists and blends offered by Ludowici. See the *Colors of Ludowici* brochure for more information about our extensive color program.

PHYSICAL CHARACTERISTICS

CHARACTERISTIC	MORANDO CLOSED SHINGLE INTERLOCKING TILE	PROFILE
Weight Per Square	1160 lbs.	
Pieces Per Square	225 pcs.	
Overall Size	8 3/4" x 11" x 1 3/16"	
Exposure	8" x 8" x 1 3/16"	
Minimum Slope	3:12	
Color Blends	Available in all standard and custom matte colors. For more information about Ludowici's color program, please see the <i>Colors of Ludowici</i> brochure.	
Base Texture	Smooth Also available in custom textures.* Please see the <i>Terra Cotta Textures</i> brochure for more information.	

APPROVALS & CERTIFICATIONS

- ♦ ASTM C1167 Grade 1 Roof Tile With Water Absorption Less Than 2%
- ♦ Class A Fire Rated

LUDOWICI WARRANTY

All Ludowici tiles are manufactured in the United States and carry a 75-year warranty against color fading and manufacturing defects. For complete warranty details, please visit www.ludowici.com.



GREEN ATTRIBUTES

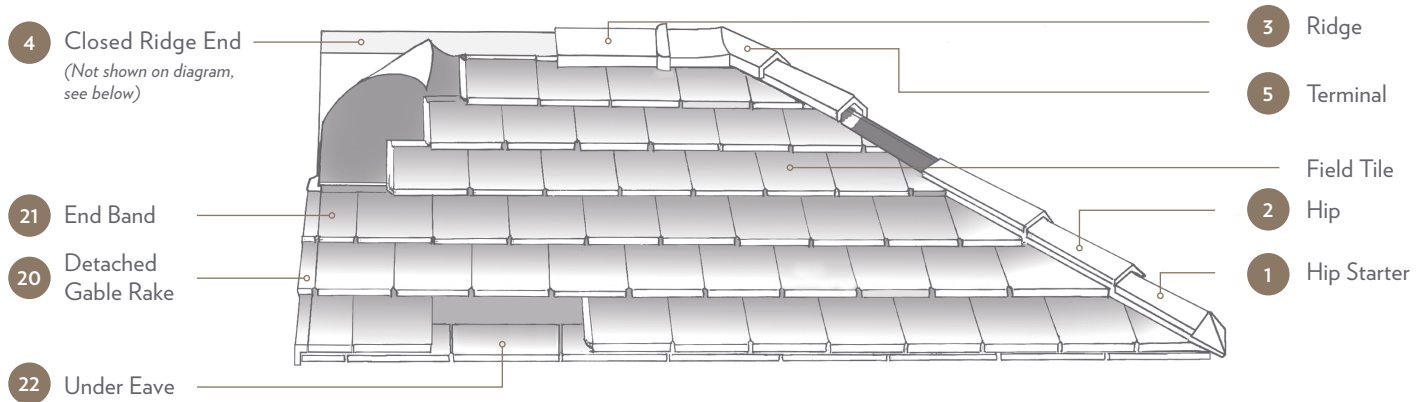
Ludowici terra cotta is an energy-efficient, sustainable choice for your new roof. Learn more about our green story in the Ludowici *Green Promise* brochure.

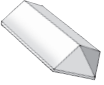



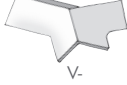
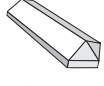
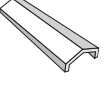






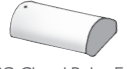





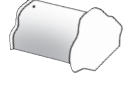





* Textures available include brushed butt, battered butt, hand roughed, weathered and top sand. Please see a sales representative for more details.

Photos are for representation purposes only and should not be used for final product selection. Tiles ordered should be chosen from actual samples available at the time of order. Ludowici reserves the right to alter and adjust products, colors and finishes at any time. Please contact a sales representative for more information.

MORANDO CLOSED SHINGLE TILE



HIP & RIDGE							
Visit www.ludowici.com to download a detailed product sheet on Hip, Ridge and Decorative Hip Starters.							
PROFILE	1 HIP STARTER	2 HIP	3 RIDGE	4 CLOSED RIDGE END	5 TERMINAL		
V-Hip & Ridge Trim Group	 V-Hip Starter	 V-Hip	 V-Ridge	 V-Closed Ridge End	 V- 2 Hip 1 Ridge Terminal		
#118/#211 Hip & Ridge Trim Group	 #168 Hip Starter	 #118 Hip Roll	 #211 Ridge	 #211 Closed Ridge End	 #118/#211 2 Hip 1 Ridge Terminal		
Circular Cover Hip & Ridge Trim Group	 CC-Hip Starter	 CC-Hip	 CC-Ridge	 CC-Closed Ridge End	 CC- 2 Hip 1 Ridge Terminal	 CC-Low Bump 2 Hip 1 Ridge Terminal	
#102/#206 Hip & Ridge Trim Group	 #152 Hip Starter	 #102 Hip Roll	 #206 Ridge	 #206 Closed Ridge End	 #102/#206 2 Hip 1 Ridge Terminal	 #405 High Bump 2 Hip 1 Ridge Terminal	 #406 High Bump Gable Terminal

FITTINGS				
PROFILE	20 DETACHED GABLE RAKE		21 END BAND	22 UNDER EAVE
	 Left Rake	 Right Rake		
Length	11"		11"	12"
Exposure	8"		8"	12"
Weight	2.8 lbs./pc.		3.3 lbs./pc.	2.3 lbs./pc.