

BRITTANY SHINGLE TILE



A dramatic textured tile in irregular lengths with the feel of aged stone, Brittany shingle tile provides a truly provincial appearance. Brittany shingle tiles are available in standard and custom matte colors, mists and blends. See the *Colors of Ludowici* brochure for more information about our extensive color program.

PHYSICAL CHARACTERISTICS

CHARACTERISTIC	BRITTANY SHINGLE TILE	PROFILE
Weight Per Square	1900 lbs.	
Pieces Per Square	412 pcs.	
Overall Size	7" x 12" x 5/8"	
Exposure	7" x 5"	
Minimum Slope	5:12	
Color Blends	Available in all standard and custom matte colors. For more information about Ludowici's color program, please see the <i>Colors of Ludowici</i> brochure.	
Base Texture	Lightly Pressed Stone Also available in custom textures. Please see the <i>Terra Cotta Textures</i> brochure for more information.	

APPROVALS & CERTIFICATIONS

- ◆ Miami-Dade NOA No: 12-0904.14
- ◆ State of Florida Approval No: FL 13777
- ◆ ASTM C1167 Grade 1 Roof Tile With Water Absorption Less Than 2%
- ◆ Class A Fire Rated
- ◆ IAPMO UES ER-452

LUDOWICI WARRANTY

All Ludowici tiles are manufactured in the United States and carry a 75-year warranty against color fading and manufacturing defects. For complete warranty details, please visit [www.ludowici.com](http://www.ludowici.com).



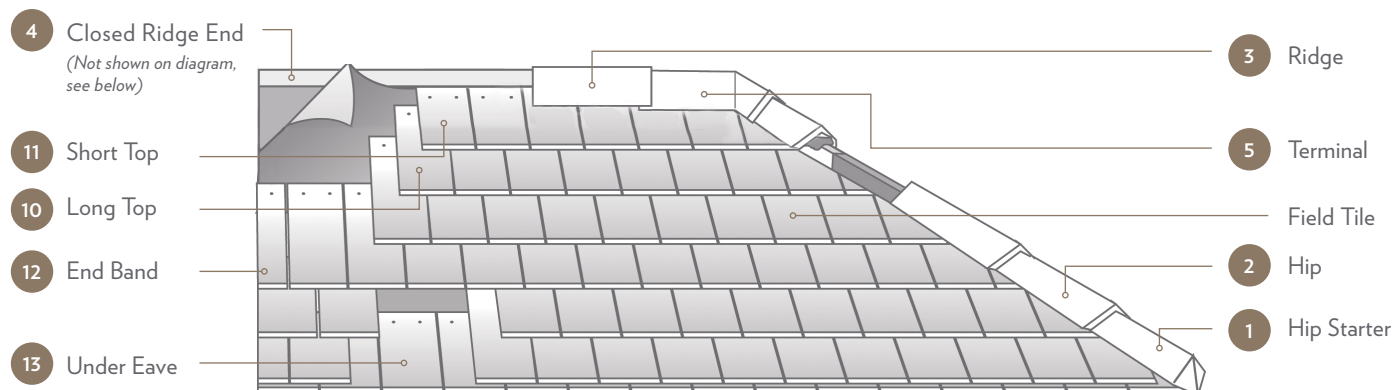
GREEN ATTRIBUTES





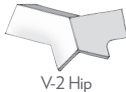
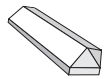
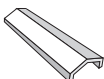
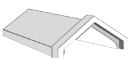
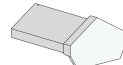
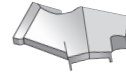



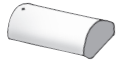













Ludowici terra cotta is an energy-efficient, sustainable choice for your new roof. Learn more about our green story in the *Ludowici Green Promise* brochure.




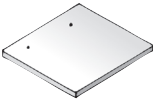

Photos are for representation purposes only and should not be used for final product selection. Tiles ordered should be chosen from actual samples available at the time of order. Ludowici reserves the right to alter and adjust products, colors and finishes at any time. Please contact a sales representative for more information.

# BRITTANY SHINGLE TILE



HIP & RIDGE							
Visit <a href="http://www.ludowici.com">www.ludowici.com</a> to download a detailed product sheet on Hip, Ridge and Decorative Hip Starters.							
PROFILE	1 HIP STARTER	2 HIP	3 RIDGE	4 CLOSED RIDGE END	5 TERMINAL		
V-Hip & Ridge Trim Group	 V-Hip Starter	 V-Hip	 V-Ridge	 V-Closed Ridge End	 V-2 Hip 1 Ridge Terminal		
#118/#211 Hip & Ridge Trim Group	 #168 Hip Starter	 #118 Hip Roll	 #211 Ridge	 #211 Closed Ridge End	 #118/#211 2 Hip 1 Ridge Terminal		
Circular Cover Hip & Ridge Trim Group	 CC-Hip Starter	 CC-Hip	 CC-Ridge	 CC-Closed Ridge End	 CC-2 Hip 1 Ridge Terminal	 CC-Low Bump 2 Hip 1 Ridge Terminal	
#102/#206 Hip & Ridge Trim Group	 #152 Hip Starter	 #102 Hip Roll	 #206 Ridge	 #206 Closed Ridge End	 #102/#206 2 Hip 1 Ridge Terminal	 #405 High Bump 2 Hip 1 Ridge Terminal	 #406 High Bump Gable Terminal
Old Style Trim Group	 Bonnet Hip Starter*	 Bonnet Hip Roll*  Aries Hip Plate*	 Interlocking Ridge				

\* Roof slope on each intersecting roof plane needs to be identical to use these pieces.

FITTINGS					
PROFILE	10 LONG TOP	11 SHORT TOP	12 END BAND	13 UNDER EAVE	HEADER COURSE
					
Actual Size	7" x 9"	7" x 5"	3 1/2" x 12"	7" x 7"	7" x 12"
Exposure	7" x 5"	7" x 2"	3 1/2" x 5"	7"	7" x 9"
Weight	3.5 lbs./pc.	2.0 lbs./pc.	2.4 lbs./pc.	2.7 lbs./pc.	4.6 lbs./pc.