

# ROMAN PAN AND COVER TILE



Patterned from the ancient monumental buildings of Rome, Ludowici's Roman barrel tile is a unique pan and cover system comprised of round caps and flat pans. Roman tiles are available in all standard and custom colors, mists and blends offered by Ludowici. See the *Colors of Ludowici* brochure for more information about our extensive color program.

## PHYSICAL CHARACTERISTICS

CHARACTERISTIC	ROMAN PAN AND COVER TILE	PROFILE
Weight Per Square	1415 lbs.	
Pieces Per Square	240 pcs.	
Overall Size	12" x 12 3/4"	
Exposure	12" C.C. x 10"	
Installed Barrel Height Off Deck	3 1/4" Nominal	
Minimum Slope	5:12	
Color Blends	Available in all standard and custom colors. For more information about Ludowici's color program, please see the <i>Colors of Ludowici</i> brochure.	
Base Texture	Smooth Also available in custom textures.* Please see the <i>Terra Cotta Textures</i> brochure for more information.	

## APPROVALS & CERTIFICATIONS

- ♦ ASTM C1167 Grade 1 Roof Tile With Water Absorption Less Than 2%

## LUDOWICI WARRANTY

All Ludowici tiles are manufactured in the United States and carry a 75-year warranty against color fading and manufacturing defects. For complete warranty details, please visit [www.ludowici.com](http://www.ludowici.com).



MADE IN  
AMERICA FOR  
OVER 125 YEARS

## GREEN ATTRIBUTES

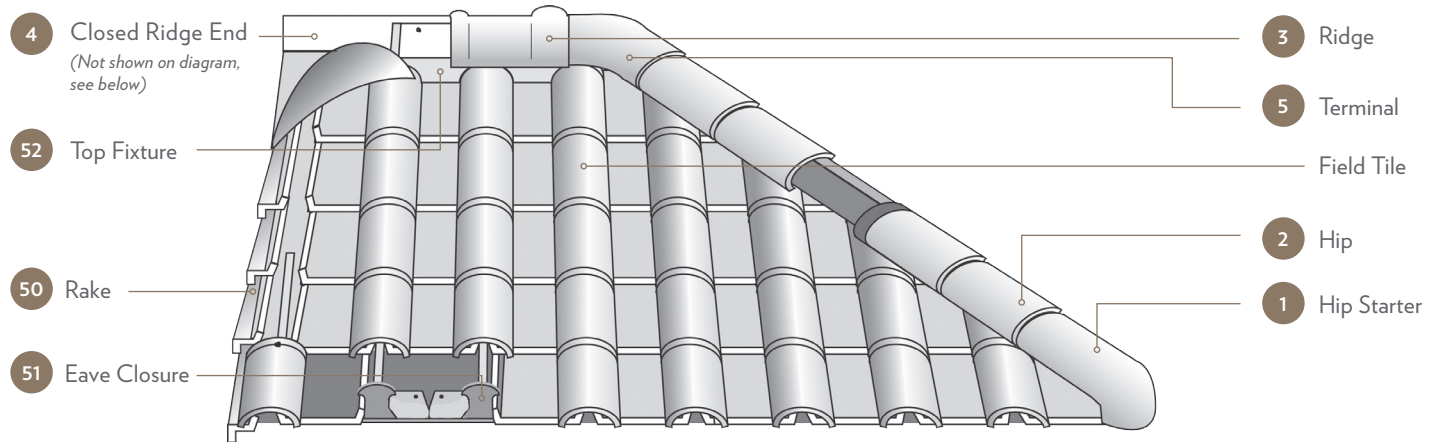
Ludowici terra cotta is an energy-efficient, sustainable choice for your new roof. Learn more about our green story in the Ludowici *Green Promise* brochure.




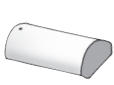





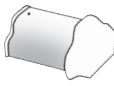





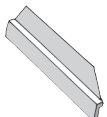
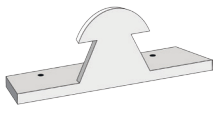

\*Textures available include battered butt, brushed butt, hand roughed, hand slushed, top sand and weathered. Please see a sales representative for more details.

Photos are for representation purposes only and should not be used for final product selection. Tiles ordered should be chosen from actual samples available at the time of order. Ludowici reserves the right to alter and adjust products, colors and finishes at any time. Please contact a sales representative for more information.

# ROMAN PAN AND COVER TILE



HIP & RIDGE							
Visit <a href="http://www.ludowici.com">www.ludowici.com</a> to download a detailed product sheet on Hip, Ridge and Decorative Hip Starters.							
PROFILE	1 HIP STARTER	2 HIP	3 RIDGE	4 CLOSED RIDGE END	5 TERMINAL		
Circular Cover Hip & Ridge Trim Group	 CC-Hip Starter	 CC-Hip	 CC-Ridge	 CC-Closed Ridge End	 CC-2 Hip 1 Ridge Terminal	 CC-Low Bump 2 Hip 1 Ridge Terminal	
#102/#206 Hip & Ridge Trim Group	 #152 Hip Starter	 #102 Hip Roll	 #206 Ridge	 #206 Closed Ridge End	 #102/#206 2 Hip 1 Ridge Terminal	 #405 High Bump 2 Hip 1 Ridge Terminal	 #406 High Bump Gable Terminal

FITTINGS			
PROFILE	50 RAKE	51 EAVE CLOSURE	52 TOP FIXTURE
			
Length	12 3/4"	11 11/16"	12 7/16"
Exposure	10"	12"	12"
Weight	2.5 lbs./pc.	2.0 lbs./pc.	2.0 lbs./pc.