

STRAIGHT BARREL MISSION 16" TILE



Ludowici's 16" Straight Barrel Mission tile features pans and covers with a smooth clay surface and faithfully matches the old European pan and cover roof tiles. Greater pieces per square allow for enhanced color distribution when installing a color blended roof pattern. They can be laid in straight rows or staggered. Ludowici's Straight Barrel Mission tile is also available in 18 3/8" and 14 1/4" profiles. Straight Barrel Mission tiles are available in all standard and custom colors, mists and blends offered by Ludowici. See the *Colors of Ludowici* brochure for more information about our extensive color program.

PHYSICAL CHARACTERISTICS

CHARACTERISTIC	STRAIGHT BARREL MISSION 16" TILE	PROFILE
Weight Per Square	1190 lbs.	
Pieces Per Square	192 pcs.	
Overall Size	8" x 16"	
Exposure	11 1/2" C.C. x 13"	
Installed Barrel Height Off Deck	4 3/8" Nominal	
Minimum Slope	5:12	
Color Blends	Available in all standard and custom colors. For more information about Ludowici's color program, please see the <i>Colors of Ludowici</i> brochure.	
Base Texture	Smooth Also available in custom textures.* Please see the <i>Terra Cotta Textures</i> brochure for more information.	

APPROVALS & CERTIFICATIONS

- ♦ Miami-Dade NOA No: 12-0904.17
- ♦ State of Florida Approval No: FL 13777
- ♦ ASTM C1167 Grade 1 Roof Tile With Water Absorption Less Than 2%
- ♦ Class A Fire Rated
- ♦ IAPMO UES ER-452

LUDOWICI WARRANTY

All Ludowici tiles are manufactured in the United States and carry a 75-year warranty against color fading and manufacturing defects. For complete warranty details, please visit www.ludowici.com.



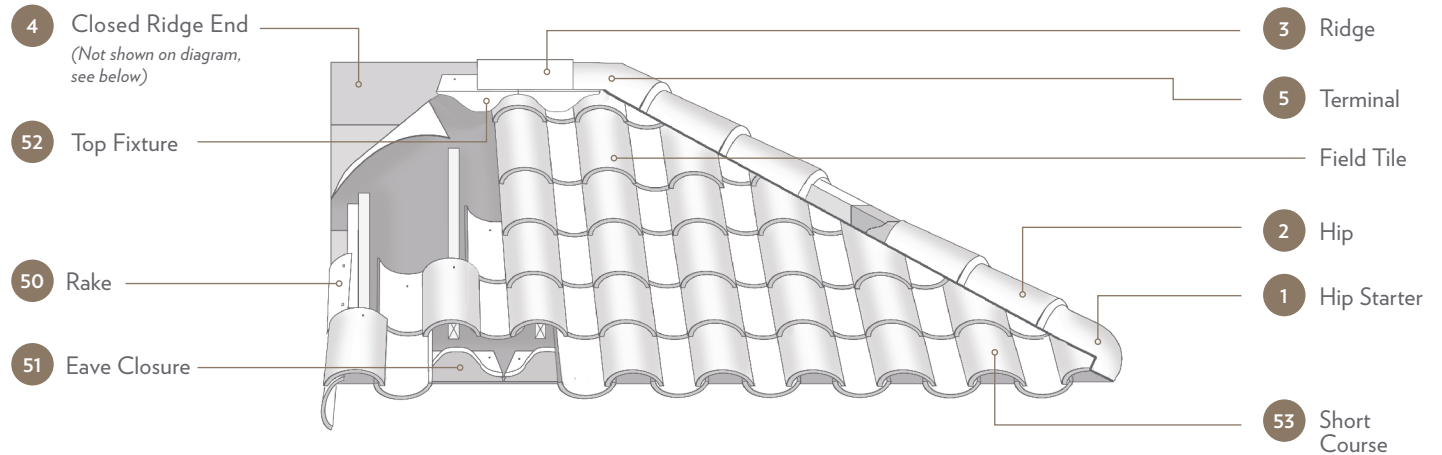
GREEN ATTRIBUTES














Ludowici terra cotta is an energy-efficient, sustainable choice for your new roof. Learn more about our green story in the Ludowici *Green Promise* brochure.

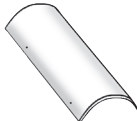
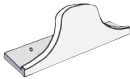
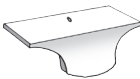



*Textures available include battered butt, brushed butt, hand roughed, hand scraped, top sand and weathered. Please see a sales representative for more details.
Photos are for representation purposes only and should not be used for final product selection. Tiles ordered should be chosen from actual samples available at the time of order. Ludowici reserves the right to alter and adjust products, colors and finishes at any time. Please contact a sales representative for more information.

STRAIGHT BARREL MISSION 16" TILE



HIP & RIDGE							
Visit www.ludowici.com to download a detailed product sheet on Hip, Ridge and Decorative Hip Starters.							
PROFILE	1 HIP STARTER	2 HIP	3 RIDGE	4 CLOSED RIDGE END	5 TERMINAL		
Circular Cover Hip & Ridge Trim Group	 CC-Hip Starter	 CC-Hip	 CC-Ridge	 CC-Closed Ridge End	 CC- 2 Hip 1 Ridge Terminal	 CC-Low Bump 2 Hip 1 Ridge Terminal	
#102/#206 Hip & Ridge Trim Group	 #152 Hip Starter	 #102 Hip Roll	 #206 Ridge	 #206 Closed Ridge End	 #102/#206 2 Hip 1 Ridge Terminal	 #405 High Bump 2 Hip 1 Ridge Terminal	 #406 High Bump Gable Terminal

FITTINGS				
PROFILE	50 ROLLED RAKE	51 EAVE CLOSURE	52 TOP FIXTURE	53 SHORT COURSE*
				
Length	16"	11 1/2"	7 1/2"	13"
Exposure	13"	11 1/2"	11 1/2"	10"
Weight	7.0 lbs./pc.	1.7 lbs./pc.	1.7 lbs./pc.	5.1 lbs./pc.

* Use short course tiles as shorter cap tiles in the first row of a "laid tight method" installation and as pans in the last row at the ridge.