

RENOVATION QUICKSHIP



Ludowici's history as the leader in architectural terra cotta products in the United States since 1888 makes us a trusted partner in home renovation and historic restoration projects. Our unique Renovation QuickShip program allows you to order small quantities of frequently used historic tiles for repairing your roof. Our customer service team will coordinate with our production team to expedite the pieces with leadtimes better than large project order leadtimes.


RENOVATION QUICKSHIP ROOF TILE PROFILES

CHARACTERISTIC	SPANISH 13 ¹ / ₄ "	CLOSED SHINGLE	CLASSIC	FRENCH
Profile				
Size	9 ³ / ₄ " x 13 ¹ / ₄ "	8 ³ / ₄ " x 11" x 1 ³ / ₁₆ "	9" x 14"	9" x 16 ¹ / ₄ "
Surface	Smooth	Smooth	Smooth	Smooth
Fittings Available	Top Fixtures, Eave Closures and Gable Rakes	Gable Rakes	Under Eaves and Gable Rakes	Gable Rakes

RENOVATION QUICKSHIP HIP AND RIDGE

CHARACTERISTIC	#206 RIDGE	#102 HIP ROLL	CIRCULAR COVER HIP/RIDGE	#211 RIDGE	#118 HIP ROLL	V-HIP/RIDGE
Profile						
Length	13 ³ / ₄ "	14 ¹ / ₄ "	16"	13 ¹ / ₄ "	14"	14 ¹ / ₄ "
Exposure	12"	12"	13"	12"	12"	12"

RENOVATION QUICKSHIP COLORS



For more information about Renovation QuickShip program or to start your order, please visit: ludowici.com/renovation-quickship

QUIK-TACH BRACKET

Ludowici's Quik-Tach bracket is the quick, efficient and concealed method to replace a broken or damaged tile. Quik-Tach brackets are manufactured from 22 gauge stainless steel and are available in four sizes to work with any Ludowici roof tile. Contact Ludowici today at 800-945-8453 or ludowici.com to order your Quik-Tach brackets.



Align Quik-Tach bracket on the back of the replacement tile so that the bottom step edge is at the correct head lap. Wire the bracket to the replacement tile with copper wire.







Remove broken pieces of tile and using a slate ripper, remove existing nail or screw fastener.



Lift the tile in the course above and slide the replacement tile into place so that the bracket engages the top of the tile below the replacement.



Job complete! No exposed straps or fasteners.

TYPE B	TYPE C	TYPE D	TYPE E
			
Spanish 13 1/4" Straight Barrel Mission 14 1/4" Tapered Barrel Mission 14 1/4"	Interlocking Tile Types	Spanish 18 3/8" Mission Tile Types – 16" & 18 3/8"	Shingle Tile Types