

CONOSERA 8" & 10" HISTORIC TILE



For over 130 years, Ludowici has crafted hundreds of unique terra cotta roof tile profiles and trim parts, ranging from heavily ornate Victorian-era designs to the simpler lines of the second industrial revolution. As architectural styles and tastes have evolved, so has Ludowici's product line. Although some products are no longer standard, Ludowici has a vast library of historic patterns and designs that can still be reproduced today.

Using historic catalogs, drawings, and technical guides dating back to the 1800s, our technical department can identify replacement parts for your historic roof. In addition to replicating our own historic tile profiles and trim, Ludowici can also match tiles from other manufacturers who have long since closed.



PHYSICAL CHARACTERISTICS

CHARACTERISTIC	CONOSERA 8"	CONOSERA 10"	PROFILE
Weight Per Square	1000 lbs	1350 lbs.	
Pieces Per Square	173 pcs.	100 pcs.	
Overall Size	8 3/4" x 13"	11 1/4" x 17"	
Exposure	7 3/4" x 10 3/4"	9 3/4" x 14 5/8"	
Recommended Minimum Slope**	3:12** or local building codes		
Color Blends	Available in all standard and custom colors. For more information about Ludowici's color program, please see the <i>Colors of Ludowici</i> brochure.		
Base Texture	Smooth Also available in custom textures. Please see the <i>Terra Cotta Textures</i> brochure for more information.		

***In considering slopes less than our recommended minimum, please see Ludowici's Roof Slope Whitepaper available from your local sales representative.*

LUDOWICI WARRANTY

All Ludowici tiles are manufactured in the United States and carry a 75-year warranty against color fading and manufacturing defects. For complete warranty details, please visit www.ludowici.com.



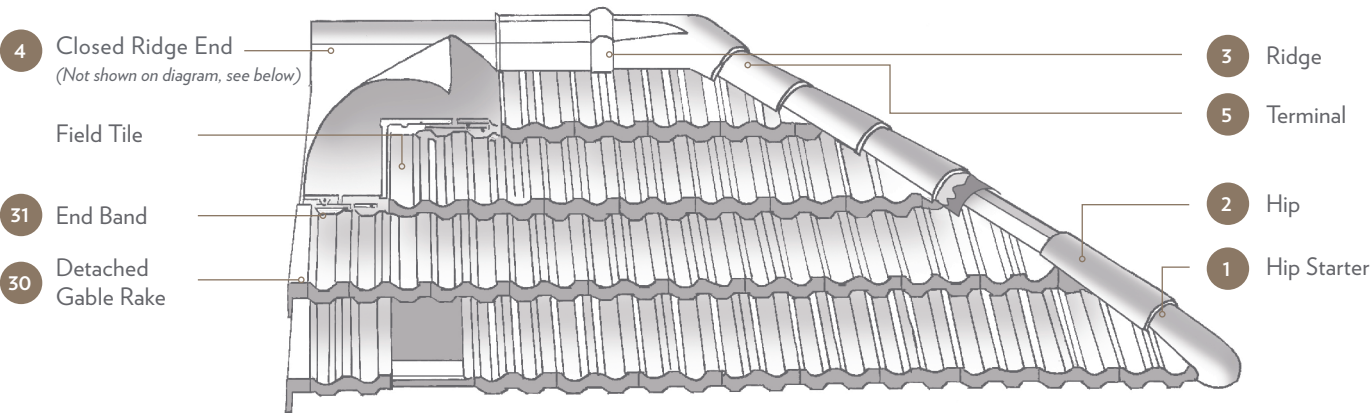
GREEN ATTRIBUTES




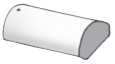





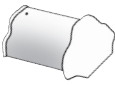



Ludowici terra cotta is an energy-efficient, sustainable choice for your new roof. Learn more about our green story in the Ludowici *Green Promise* brochure.

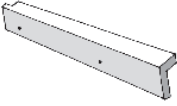

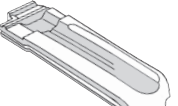


Photos are for representation purposes only and should not be used for final product selection. Tiles ordered should be chosen from actual samples available at the time of order. Ludowici reserves the right to alter and adjust products, colors and finishes at any time. Please contact a sales representative for more information.

CONOSERA 8" & 10" HISTORIC TILE



HIP & RIDGE							
Visit www.ludowici.com to download a detailed product sheet on Hip, Ridge and Decorative Hip Starters.							
PROFILE	1 HIP STARTER	2 HIP	3 RIDGE	4 CLOSED RIDGE END	5 TERMINAL		
Circular Cover Hip & Ridge Trim Group	 CC-Hip Starter	 CC-Hip	 CC-Ridge	 CC-Closed Ridge End	 CC-2 Hip 1 Ridge Terminal	 CC-Low Bump 2 Hip 1 Ridge Terminal	
#102/#206 Hip & Ridge Trim Group	 #152 Hip Starter	 #102 Hip Roll	 #206 Ridge	 #206 Closed Ridge End	 #102/#206 2 Hip 1 Ridge Terminal	 #405 High Bump 2 Hip 1 Ridge Terminal	 #406 High Bump Gable Terminal

FITTINGS			
PROFILE	30 DETACHED GABLE RAKE		31 END BAND
	 Left Rake	 Right Rake	
Length	16 1/4"		16 1/4"
Exposure	13 3/8"		13 3/8"
Weight	2.9 lbs./pc.		5.7 lbs./pc.

* Use short course tiles as shorter cap tiles in the first row of a "laid tight method" installation and as pans in the last row at the ridge.