


NEXCLAD TRUE

SMALL MODULE WALL CLADDING

NeXclad True is the newest terra cotta cladding solution from Ludowici. Designed to install with a flush surface texture, this patented small module terra cotta cladding offers design professionals the durability and customization capabilities of our NeXclad clay tile with the sleek streamlined look of a flush panel.

NeXclad True is currently available smooth or weathered, with endless color options and a 75-year material warranty.

STANDARD PHYSICAL CHARACTERISTICS

|  | NOMINAL SIZE (H x V x T) | NOMINAL EXPOSURE (H x V x T) | WEIGHT (LBS) PER SQ FT |
|---|--|------------------------------------|---------------------------|
| | 11 ^{3/4} " x 7 ^{7/8} " | 11 ^{7/8} " x 8" | 8.15 |

RAINSCREEN BENEFITS

- ◆ Improves structure life expectancy by protecting primary wall with second skin
- ◆ Energy savings
- ◆ Low maintenance costs
- ◆ Lightweight
- ◆ Can be installed year-round in all weather conditions

TERRA COTTA PANEL ATTRIBUTES

- ◆ Warm, all-natural material provides superior aesthetics
- ◆ Variety of colors, textures, and sizes
- ◆ Color permanent façade
- ◆ Class A fire rated
- ◆ Sustainable material that will last 100 years
- ◆ Maintenance-free

CERTIFICATIONS

- ◆ ASTM C67-07A Breaking Load Test (passed)
- ◆ ASTM C67-07A Efflorescence Test (passed)
- ◆ ASTM C67-07A Freeze Thaw Test (passed)
- ◆ ASTM C67-07A Water Absorption Test (passed)
- ◆ ASTM E-283 Air Leakage (passed)
- ◆ ASTM E331 Water Penetration (passed)
- ◆ AAMA 501.1 Dynamic Water (passed)

NEXCLAD TRUE

INSTALLATION DETAILS



- 1 NEXCLAD TRUE
- 2 Drainage plane, air and moisture barrier

Not shown: Nailable exterior grade sheathing

DESIGN CENTER

In-person design consultations are available at the showroom space in our Dallas Design Center. Please visit www.ludowici.com/contact to contact us and schedule an appointment.




COLORS AND FINISHES

NEXCLAD TRUE

NeXclad True offers a single through-body color, various glaze colors, and a variety of glaze application techniques. Ludowici also has custom color capabilities to meet your design needs.

FINISH



Smooth

STANDARD



Clay Red


STANDARD GLOSS GLAZES



Brookville Green



Midnight Black




Mediterranean Blue



Royal Persian Blue


STANDARD MATTE GLAZES



Matte White




Barcelona Buff




Desert Sand




Santiago Rose




Slate Red



Process Flash



Summer Rose




Burgundy



Bright Green




Vintage Green




Forest Green



Norman Black



Briar Brown



Aged Oak



Brunswick Black



Ebony



Ash Gray



Antiqued Pewter



Fireflash



Vechio



Anziani



Terra Cotta



Dark Terra Cotta



Villagio



Tuscany



Dark Tuscany




Golden Red Cedar




Sienna



White Cedar




Western Cedar




Earth Gray



Aged Cedar



Ebony Mist



Vermont Gray Black



Slate Gray



Montpelier Green



Mottled Green Purple




Plumstone




Antiqued Montpelier Green



Antiqued Slate Gray



Antiqued Brunswick Black



Strata Gray


STANDARD WEATHERED GLAZES



Provence



Sunset Red with Ebony Mist



Sunset Red



Beach Brown



Lava Black